

A. IZRADITE GOOGLE RAČUN

Jedan besplatan račun pruža vam pristup svim Googleovim uslugama.

Otvorite KORISNIČKI RAČUN

1. Ime:
2. Prezime:
3. Odaberite svoje korisničko ime:

_____@gmail.com

4. Stvorite zaporku:

5. Potvrdite zaporku:

6. Rođendan: Godina _____ Mjesec _____ Dan _____

7. Spol: Ja sam... _____

8. Mobilni telefon:

9. Vaša trenutna e-adresa:

10. Dokažite da niste robot:

11. Lokacija: Hrvatska

B. OTVORITI WEB-STRANICU: u Google upisati: OŠ LJUDEVIT GAJ KRAPINA

Kliknuti na modul **KNJIŽNICA** ... kad se otvore podnivoi, nove razine: kliknuti na **LINKOVI**

The screenshot shows the website for the school library of OŠ Ljudevit Gaj Krapina. The navigation menu on the left includes 'Knjižnica' (circled in red), 'Spajalica', 'OnLine tečajevi', 'Forum', and 'Kontakti'. Under 'Knjižnica', there is a sub-menu with 'Linkovi' highlighted in blue. The main content area is titled 'Knjižnica' and provides contact information for the school library, including the address, phone number, and email. A calendar for the month of Ozujak 2016 is visible on the right side of the page.

Pri dnu stranice su **ALATI U NASTAVI**

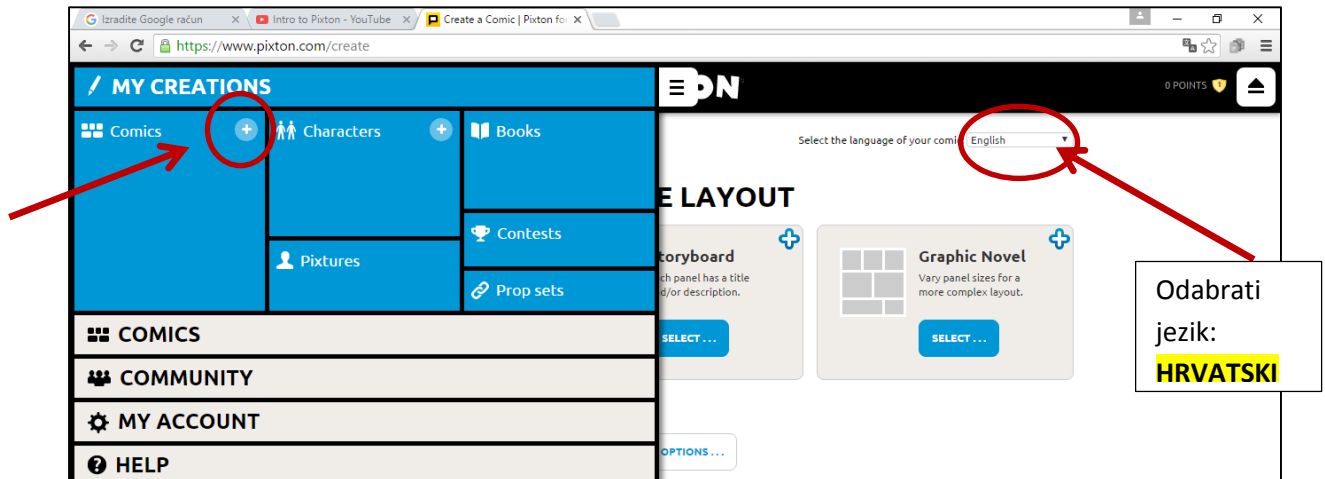
The screenshot shows the 'ALATI U NASTAVI' page, which lists various tools and resources for teaching. The page is titled 'ALATI U NASTAVI' and includes a section for 'IZRADA STRIPA' (Comic Strip Creation). It lists several online platforms and provides links to YouTube videos that demonstrate how to use these tools. The platforms listed are PIXTON, TOONDOO, BITSTRIPS, and MAKEBELIEF COMICS.

IZRADA STRIPA: PIXTON


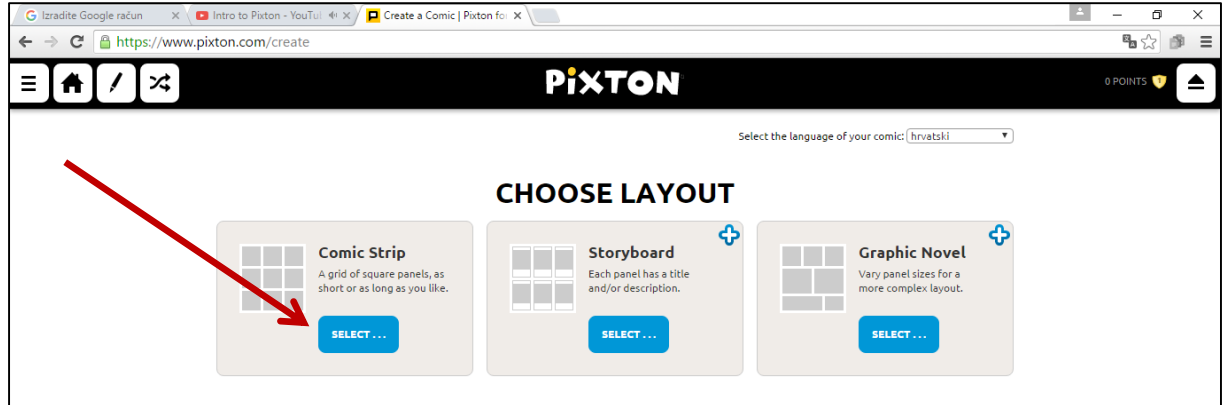
1. Kliknuti na link PIXTON; zatim odabrati PIXTON FOR FUN – kliknuti na **ENTER**
2. pri vrhu Kliknuti na **SIGN UP** (REGISTRACIJA) ili **LOG IN** (PRIJAVA pomoću FACEBOOK-a)
3. lijevo pri vrhu, kliknuti na **prozorčić s 3 crte**



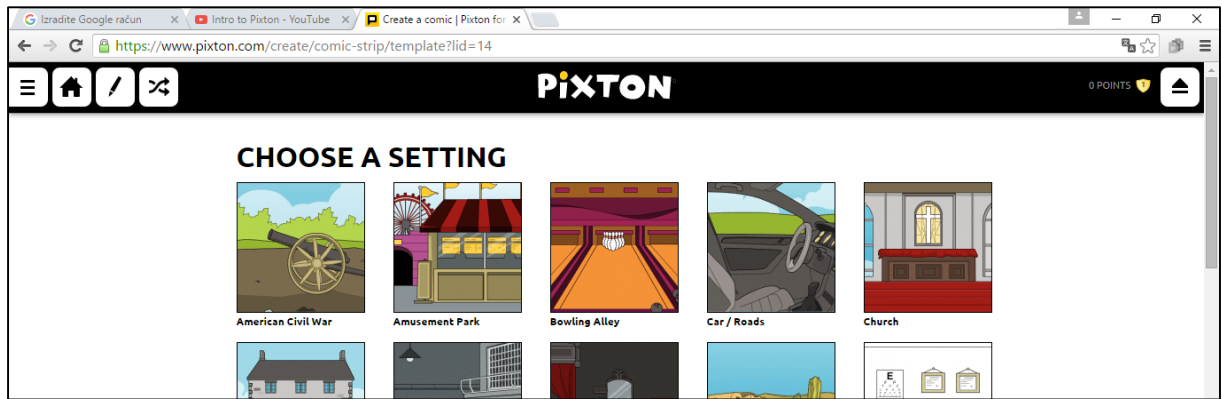
4. otvoriti **MY CREATIONS** - kliknuti na **COMICS +**



5. odabrati **COMIC STRIP ...** zatim za početnike: **BEGINNER**



6. Odaberi **POZADINU** – npr. SCHOOL (škola)



7. Odaberi **CARACTERS** (osobe – 1, 2 ili 3) – npr. 2 ...

8. dalje koristiti **gumbiće**... istražuj mogućnosti

DODAJ OSOBE

POZADINA

UNDO

SAVE - SPREMI

DODAJ (COPY) NOVU KUĆICU - PANEL

ZRCALJENJE

PROMJENA BOJE

IZRAZ LICA

POLOŽAJ TIJELA - POKRET

KOŠ ZA SMEĆE

UNESI TEKST

ODJAVA